



EXTRA SIGNS TEMPLATE FOR

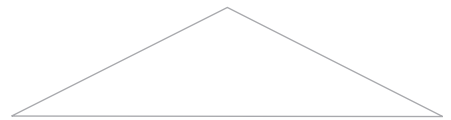
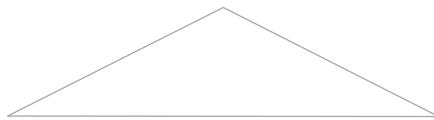
My Better World Savings Bank®



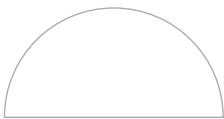
OVER THE BANK COLUMNS



MORE SIGNS




OVER THE BANK DOOR



OVER THE BANK SLOT

INSTRUCTIONS



Make sure you print these pages out at 100% (actual size). Then you can use colored markers, pencils, or paint to create your own signs. Cut along the grey lines and use a glue stick to adhere your new signs to the bank.




OVER THE PASSBOOK

EXTRA SIGNS TEMPLATE FOR

My Better World Savings Bank®



ON THE STORE ROOF



ON A BIG WINDOW